

Children's Rights to Community

LESSON PLAN

OBJECTIVES

To teach children about their rights in relation to their communities.

MATERIALS




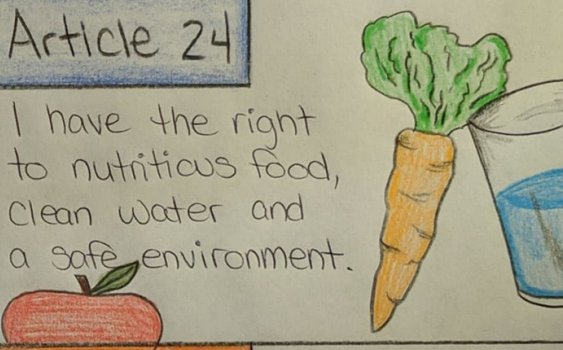



- 11 x 17 paper
- Art supplies
- Ruler
- UN Convention on the rights of the child

ACTIVITY TASKS

1. Read through the UN Convention on the rights of the child with the students.
2. Help students identify the articles that are relevant to their community and write these down on a whiteboard or chart paper so the class can use these as a reference for the project
3. Ask the students to create a chart that includes the following:
 - a. Title
 - b. A box for each article that shows:
 - i. The article number
 - ii. A short sentence of what the article is about
 - iii. A picture that represents a visual of the article
4. Put students into small groups and ask them to discuss their chart and how their needs are being met, or if they are not why they think they are not being met and possible solutions.

EXAMPLE

CHILDRENS RIGHTS TO COMMUNITY

<p>Article 4</p> <p>I have the right to create an environment where I can grow and reach my potential.</p> 	<p>Article 12</p> <p>I have the right to give my opinion and be listened to.</p> 
<p>Article 13</p> <p>I have the right to learn and share what I think by talking, drawing and writing.</p> 	<p>Article 24</p> <p>I have the right to nutritious food, clean water and a safe environment.</p> 
<p>Article 28</p> <p>I have the right to a good quality education and to go to school.</p> 	<p>Article 29</p> <p>I have the right to use my education to live peacefully and protect my Environment.</p> 
<p>Article 31</p> <p>I have the right to Play.</p> 	<p>Article 42</p> <p>I have the right to know my rights!</p> 